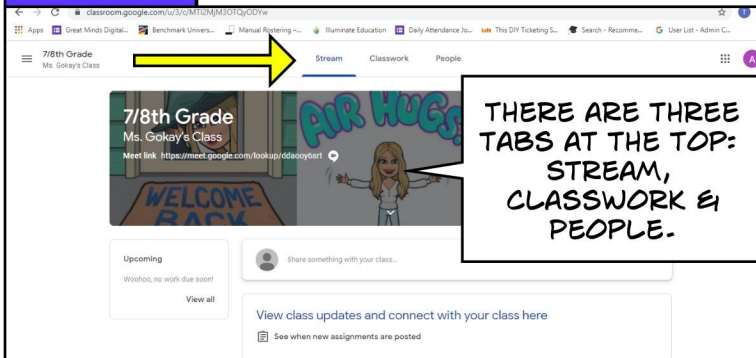


HOW TO ACCESS ASSIGNMENTS IN GOOGLE CLASSROOM

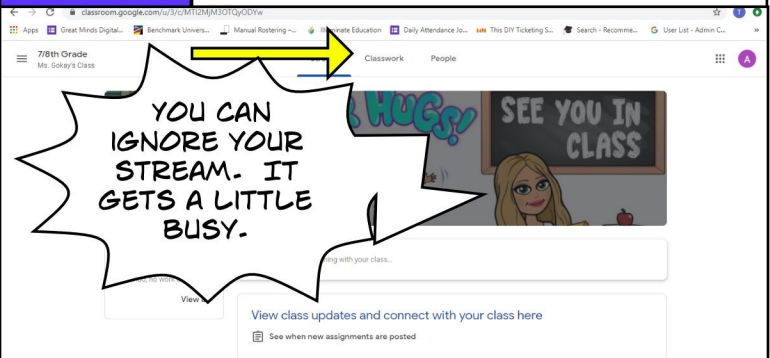
1

AFTER YOU ENTER YOUR GOOGLE CLASSROOM, YOU WILL BE SENT TO YOUR STREAM.



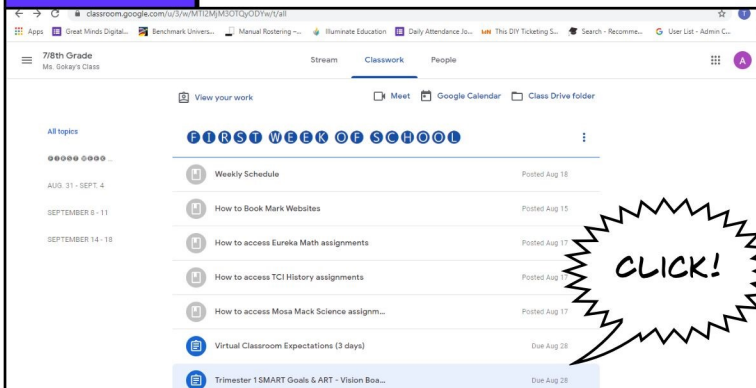
2

CLICK ON THE CLASSWORK TAB.



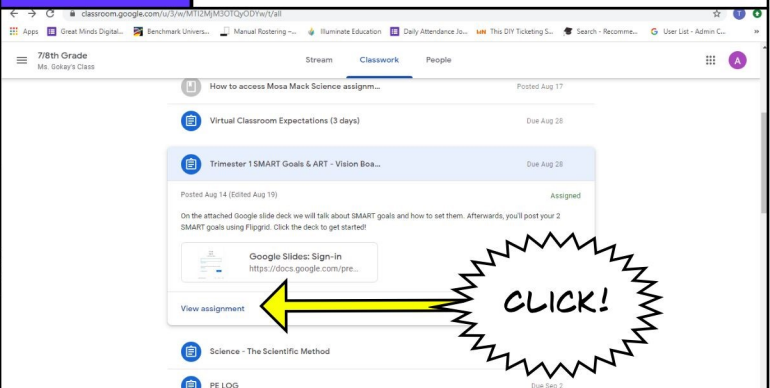
3

YOU WILL SEE A LIST OF ASSIGNMENTS AND DUE DATES.
CLICK ON AN ASSIGNMENT.



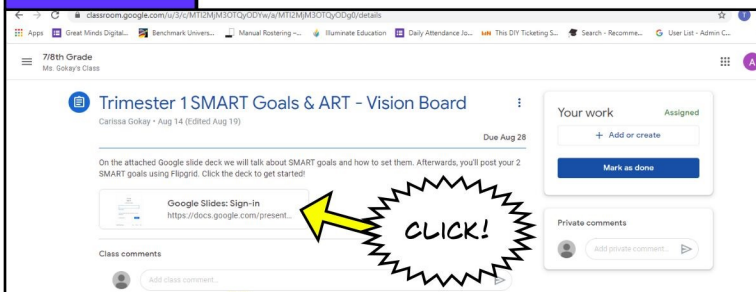
4

THE ASSIGNMENT WILL EXPAND TO SHOW SOME DETAILS.
CLICK ON VIEW ASSIGNMENT TO SEE EVERYTHING.



5

CLICK ON THE ASSIGNMENT LINKS THAT YOUR TEACHER POSTED.
THERE MAY BE MANY.



6

COMPLETE THE LESSONS AND ASSIGNMENTS THAT YOUR TEACHER GIVES YOU AND SUBMIT THEM ON TIME.



YOU CAN ASK YOUR TEACHER QUESTIONS AND SUBMIT ASSIGNMENTS HERE.